

## Free Industry Leading Technical Training

### Improve your work force's knowledge with **MCE Factory Training Classes**

MCE Factory Technical Training classes pay big dividends by teaching installers, adjustors and maintenance professionals about MCE controllers before they actually work with them. Learning correct techniques and methods on a live controller at MCE—rather than on the job—will keep your expenses low, and offers you a technical advantage during installation as well as maintenance.

MCE Factory Training will improve your Return on Investment (ROI) through:

- Improved labor efficiency
- Better elevator operation
- “Tips and Tricks” from control experts
- Time and labor saving resources and capabilities

#### How?

The free MCE Factory Technical Training classes provide students with a better working knowledge of installation, operation and maintenance practices for MCE controls.

Classroom lectures are combined with a state-of-the-art lab setting to provide optimum results and retention of information. Classes take place over a two-day period and include small group hands-on sessions and one-on-one time with an MCE technical instructor for full adjustment of selected controller types. Plus, the classes focus on A17.1/B44-00 compliant equipment training.

Class curriculum includes:

- Controller functions
- Computer diagnostic tools
- Job print reading
- Pattern generation and fine tuning
- AC and DC drive adjustment
- Signal tracing
- Landing selector systems
- Sequence of operation
- Machine and rotating equipment concerns

#### Code Compliance

Classes include A17.1, B44-00 compliance information.

#### Product/Audience Specific

Our product and audience specific classes address the requirements of installation, adjustment, maintenance, and repair personnel.

Factory technical training classes provide students a better working knowledge of installation, operation, and maintenance practices for MCE controls.


Lecture sessions are combined with hands-on labs, providing an effective learning environment to maximize information retention.

#### Daily Schedule

Classes begin promptly at 7:30 am each morning at MCE's training center, and end each day at 4:30 pm.

Feel free to dress casually but remember you're in a manufacturing environment and for your own safety, please avoid wearing shorts or open-toed shoes.

Continental breakfast and lunch are provided. MCE staff members frequently join the group for lunch. Following lunch, classes resume for a full afternoon of training.



Students receive instruction on live equipment

# Industry Leading Technical Training

# Motion Control Engineering, Inc. (MCE) TRAINING AND REGISTRATION

## Registration

Student name: \_\_\_\_\_ Company: \_\_\_\_\_

Office/branch: \_\_\_\_\_ Mailing address: \_\_\_\_\_

City: \_\_\_\_\_ State: \_\_\_\_\_ Zip: \_\_\_\_\_ Country: \_\_\_\_\_

Phone: \_\_\_\_\_ Fax: \_\_\_\_\_ Years in trade: \_\_\_\_\_

Email: \_\_\_\_\_ Primary interest: ( ) Installation ( ) Adjustment ( ) Maintenance

PO number (\$250 for No-Show purposes) : \_\_\_\_\_

## 2020 class schedule - California Training Facility

### Installation & Troubleshooting

iControl

Motion 2000/4000

**Training will resume once training sessions can be held safely**

## 2020 class schedule - New York Training Facility

### Installation & Troubleshooting

Currently not scheduled until further notice.

### IMC/PTC- Installation & Troubleshooting - California Training Facility

MCE's Legacy product training sessions are dependent on the needs of our customers and are scheduled according to demand. With your registration you will be placed on a list to be notified when the training session will be scheduled.



All MCE factory technical training classes are NAEC  
CET (Certified Elevator Technician) certified.

iControl Installation/Troubleshooting = 15.0 CET contact hours

Motion Installation/Troubleshooting 2000/4000 = 14.5 CET contact hours

IMC/PTC Installation/Troubleshooting = 14.0 CET contact hours

### California Registration

Email to [robert.honeyman@nidec-mce.com](mailto:robert.honeyman@nidec-mce.com) or  
fax 916.858.4214 completed registration.

### Questions?

Please contact Rob Honeyman in **California**:

- Voice: 916.463.9200
- Email: [robert.honeyman@nidec-mce.com](mailto:robert.honeyman@nidec-mce.com)

Or

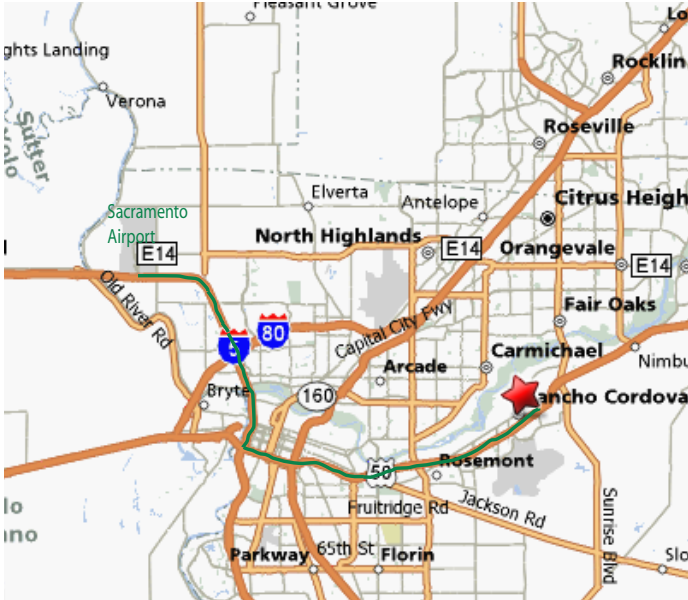
Contact Theresa Sudol in **New York**:

- Voice: 718.594.1045
- Email: [theresa.sudol@nidec-mce.com](mailto:theresa.sudol@nidec-mce.com)

### Confirmation

Registrations are not complete until students receive a written confirmation by fax or email.

## Traveling to MCE (Rancho Cordova, CA)



### MCE- Rancho Cordova, CA

11380 White Rock Road  
Rancho Cordova, CA 95742

916.463.9200 main

## Travel arrangements

### Air travel to Sacramento

Sacramento International Airport (SMF) is the closest airport to MCE. Airport to MCE driving time is about 45 minutes. Other airport options are:

- San Francisco International: 3 hours drive time
- Oakland International: 2 hours drive time
- Reno International: 3 hours drive time (weather permitting)

### Ground transportation

We recommend you rent a car at the airport where vehicle pick up and drop off are convenient. MCE does not provide transportation.

If you plan to rent a car at the hotel, be sure to call in advance to make arrangements. You can arrange airport-to-hotel shuttle service through Super Shuttle. Call 1.800.BLUEVAN for reservations.

### Hotel Options

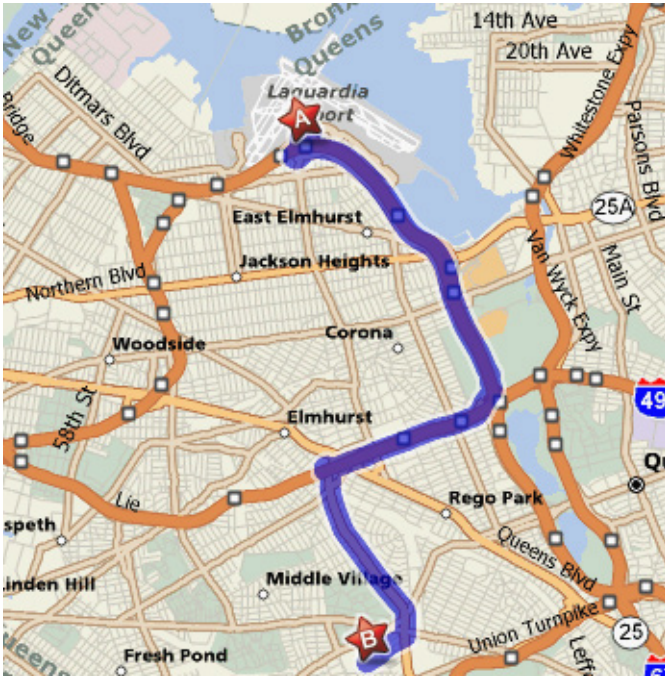
Marriott Rancho Cordova | 11211 Point East Drive, Rancho Cordova, CA 95742 | 916.638.1100

Courtyard by Marriott | 10683 White Rock Rd., Rancho Cordova, CA 95670 | 916.638.3800

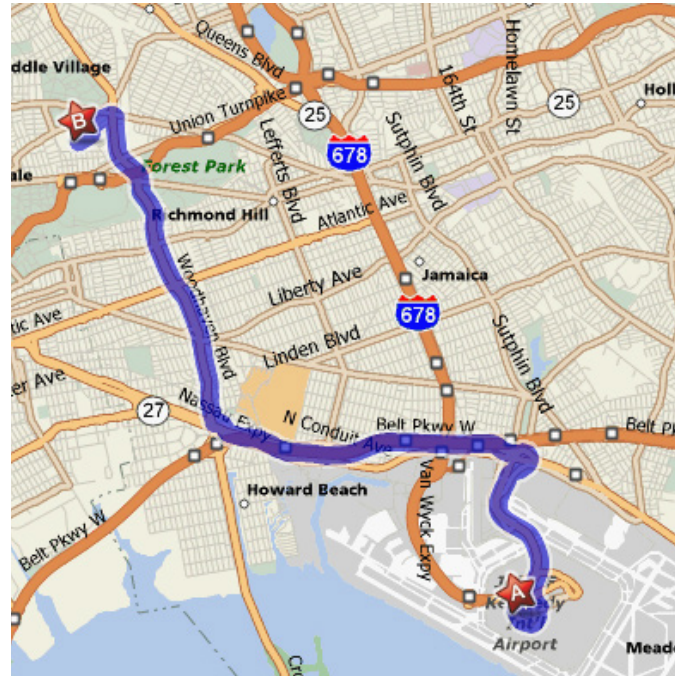
Indicate you are attending a MCE training course for a Group rate.



## Traveling to MCE (Glendale, NY)



LaGuardia Airport to Glendale



JFK Airport to Glendale

## Travel arrangements

### Air travel to Glendale

- The LaGuardia Airport (LGA) is in close proximity - approximately 15 minutes driving distance (up to 3/4 hour or more in weather or heavy traffic).
- John F. Kennedy International Airport (JFK) is approximately 20 minutes driving distance (1-hour or more in weather or heavy traffic).

### Ground transportation

We recommend that students utilize taxi service.

You can arrange airport-to-hotel shuttle service through Super Shuttle. Call 800-BLUEVAN for reservations.

### MCE- Glendale, NY

84-00 72nd Drive  
Glendale, NY 11385

718-417-3131 main