

Free Industry Leading Technical Training

Improve your work force's knowledge with **MCE Factory Training Classes**

MCE Factory Technical Training classes pay big dividends by teaching installers, adjustors and maintenance professionals about MCE controllers before they actually work with them. Learning correct techniques and methods on a live controller at MCE—rather than on the job—will keep your expenses low, and offers you a technical advantage during installation as well as maintenance.

MCE Factory Training will improve your Return on Investment (ROI) through:

- Improved labor efficiency
- Better elevator operation
- “Tips and Tricks” from control experts
- Time and labor saving resources and capabilities

How?

The free MCE Factory Technical Training classes provide students with a better working knowledge of installation, operation and maintenance practices for MCE controls.

Classroom lectures are combined with a state-of-the-art lab setting to provide optimum results and retention of information. Classes take place over a two-day period and include small group hands-on sessions and one-on-one time with an MCE technical instructor for full adjustment of selected controller types. Plus, the classes focus on A17.1/B44-00 compliant equipment training.

Class curriculum includes:

- Controller functions
- Computer diagnostic tools
- Job print reading
- Pattern generation and fine tuning
- AC and DC drive adjustment
- Signal tracing
- Landing selector systems
- Sequence of operation
- Machine and rotating equipment concerns

Code Compliance

Classes include A17.1, B44-00 compliance information.

Product/Audience Specific

Our product and audience specific classes address the requirements of installation, adjustment, maintenance, and repair personnel.

Factory technical training classes provide students a better working knowledge of installation, operation, and maintenance practices for MCE controls.

Lecture sessions are combined with hands-on labs, providing an effective learning environment to maximize information retention.


Daily Schedule

Classes begin promptly at 7:30 am each morning at MCE's training center, and end each day at 4:30 pm.

Feel free to dress casually but remember you're in a manufacturing environment and for your own safety, please avoid wearing shorts or open-toed shoes.

Continental breakfast and lunch are provided. MCE staff members frequently join the group for lunch.

Following lunch, classes resume for a full afternoon of training.



Students receive instruction on live equipment

Industry Leading Technical Training

Motion Control Engineering, Inc. (MCE) TRAINING AND REGISTRATION

Registration

Student name: _____ Company: _____

Office/branch: _____ Mailing address: _____

City: _____ State: _____ Zip: _____ Country: _____

Phone: _____ Fax: _____ Years in trade: _____

Email: _____ Primary interest: () Installation () Adjustment () Maintenance

PO number (\$250 for No-Show purposes) : _____

2021 class schedule - California Training Facility

Installation & Troubleshooting

iControl

Motion 2000/4000

Training will resume once training sessions can be held safely

2021 class schedule - New York Training Facility

Installation & Troubleshooting

Currently not scheduled until further notice.

IMC/PTC- Installation & Troubleshooting - California Training Facility

MCE's Legacy product training sessions are dependent on the needs of our customers and are scheduled according to demand. With your registration you will be placed on a list to be notified when the training session will be scheduled.



All MCE factory technical training classes are NAEC
CET (Certified Elevator Technician) certified.

iControl Installation/Troubleshooting = 15.0 CET contact hours

Motion Installation/Troubleshooting 2000/4000 = 14.5 CET contact hours

IMC/PTC Installation/Troubleshooting = 14.0 CET contact hours

California Registration

Email to robert.honeyman@nidec-mce.com or
fax 916.858.4214 completed registration.

Questions?

Please contact Rob Honeyman in **California**:

- Voice: 916.463.9200
- Email: robert.honeyman@nidec-mce.com

Or

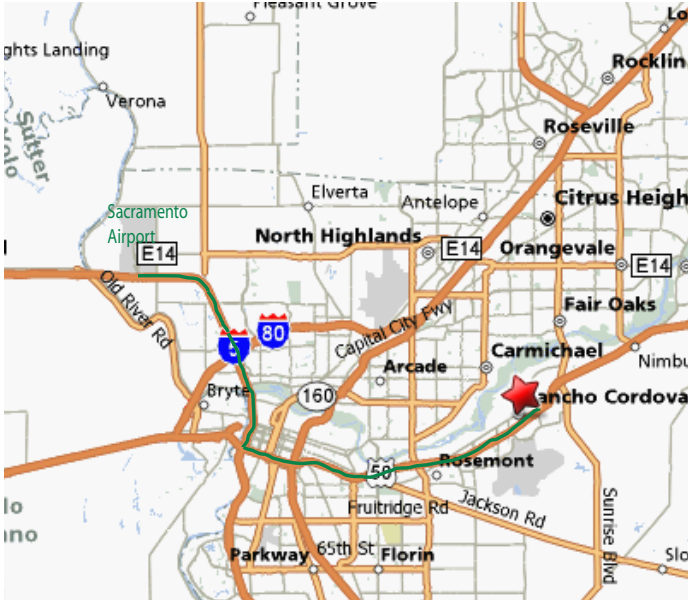
Contact Theresa Sudol in **New York**:

- Voice: 718.594.1045
- Email: theresa.sudol@nidec-mce.com

Confirmation

Registrations are not complete until students receive a written confirmation by fax or email.

Traveling to MCE (Rancho Cordova, CA)



MCE- Rancho Cordova, CA

11380 White Rock Road
Rancho Cordova, CA 95742

916.463.9200 main

Travel arrangements

Air travel to Sacramento

Sacramento International Airport (SMF) is the closest airport to MCE. Airport to MCE driving time is about 45 minutes. Other airport options are:

- San Francisco International: 3 hours drive time
- Oakland International: 2 hours drive time
- Reno International: 3 hours drive time (weather permitting)

Ground transportation

We recommend you rent a car at the airport where vehicle pick up and drop off are convenient. MCE does not provide transportation.

If you plan to rent a car at the hotel, be sure to call in advance to make arrangements. You can arrange airport-to-hotel shuttle service through Super Shuttle. Call 1.800.BLUEVAN for reservations.

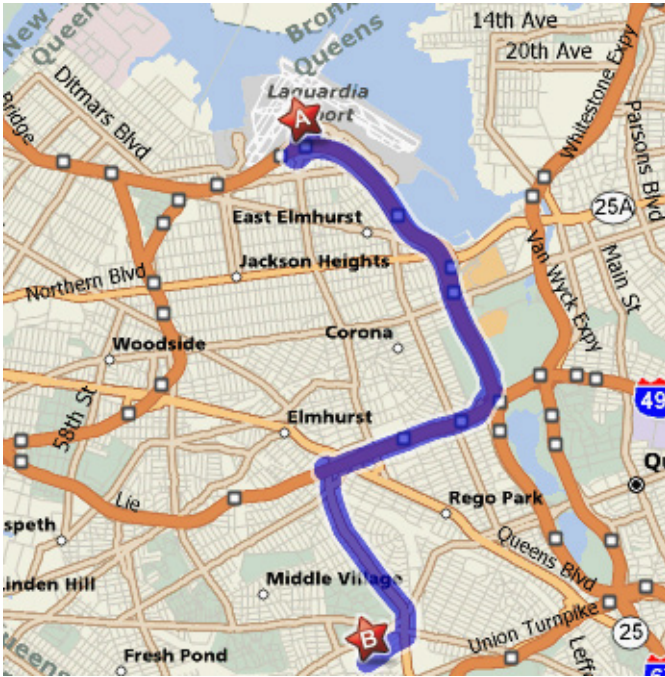
Hotel Options

Marriott Rancho Cordova | 11211 Point East Drive, Rancho Cordova, CA 95742 | 916.638.1100

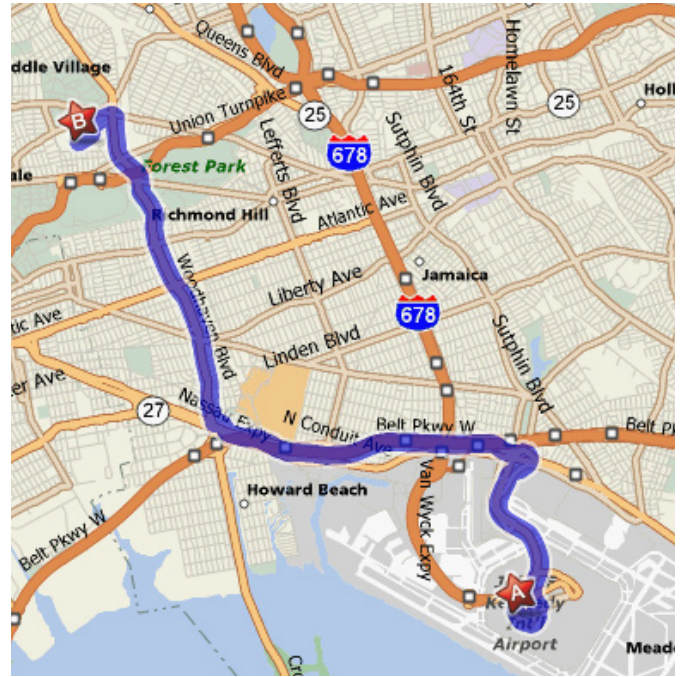
Courtyard by Marriott | 10683 White Rock Rd., Rancho Cordova, CA 95670 | 916.638.3800

Indicate you are attending a MCE training course for a Group rate.

Traveling to MCE (Glendale, NY)



LaGuardia Airport to Glendale



JFK Airport to Glendale

Travel arrangements

Air travel to Glendale

- The LaGuardia Airport (LGA) is in close proximity - approximately 15 minutes driving distance (up to 3/4 hour or more in weather or heavy traffic).
- John F. Kennedy International Airport (JFK) is approximately 20 minutes driving distance (1-hour or more in weather or heavy traffic).

Ground transportation

We recommend that students utilize taxi service.

You can arrange airport-to-hotel shuttle service through Super Shuttle. Call 800-BLUEVAN for reservations.

MCE- Glendale, NY

84-00 72nd Drive
Glendale, NY 11385

718-417-3131 main